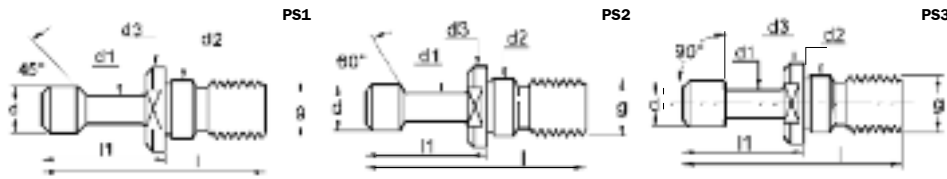



GROUP 140 SPINDLE NOSE TOOLING ACCESSORIES

INDEXA-SEIKI Standard Pull Studs

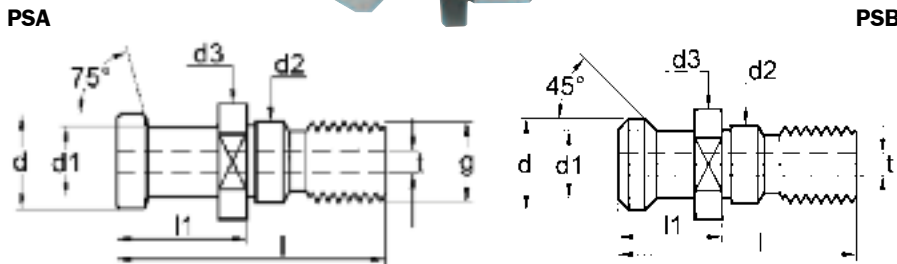
BT-MAS 403



BT-MAS 403

Product Number Taper - Type	Dimensions (mm)								Order Code IND-140	Price/1 TB
	l	l1	d	d1	d2	d3	g	t		
BT30 - PS1	43.0	23.0	11.0	7.0	12.5	16.5	M12		-9230K 979.00	
BT40 - PS1	60.0	35.0	15.0	10.0	17.0	23.0	M16		-9240K 979.00	
BT40 - PS2	60.0	35.0	15.0	10.0	17.0	23.0	M16		-9242K 979.00	
BT40 - PS3	60.0	35.0	15.0	10.0	17.0	23.0	M16		-9243K 1277.00	
BT45 - PS1	70.0	40.0	19.0	14.0	21.0	31.0	M20		-9245K 1082.00	
BT45 - PS2	70.0	40.0	19.0	14.0	21.0	31.0	M20		-9247K 1082.00	
BT45 - PS3	70.0	40.0	19.0	14.0	21.0	31.0	M20		-9248K 1082.00	
BT50 - PS1	85.0	45.0	23.0	17.0	25.0	38.0	M24		-9250K 1288.00	
BT50 - PS2	85.0	45.0	23.0	17.0	25.0	38.0	M24		-9252K 1288.00	
BT50 - PS3	85.0	45.0	23.0	17.0	25.0	38.0	M24		-9253K 1288.00	

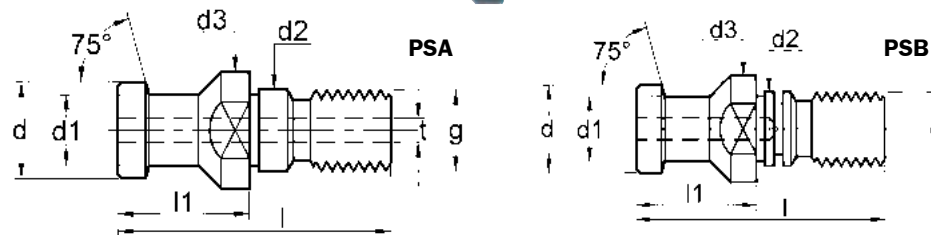

DIN 69871/A



ISO 7388/2 (DIN 69871/A) (SQ = Square Shoulder)

Product Number Taper-Shoulder-Type	Dimensions (mm)								Order Code IND-140	Price/1 TB
	l	l1	d	d1	d2	d3	t	g		
DN40-SQ-PSB	44.5	16.4	18.9	12.9	17.0	22.5	7.5	M16	-9142K 1391.00	
DN50-SQ-PSB	65.5	25.5	29.0	19.6	25.0	36.0	11.5	M24	-9152K 1391.00	

DIN 69872



DIN 69872 (CH = Chamfered Shoulder)

Product Number Taper-Shoulder-Type	Dimensions (mm)								Order Code IND-140	Price/1 TB
	l	l1	d	d1	d2	d3	t	g		
DN40-CH-PSA	54.0	26.0	19.0	14.0	17.0	23.0	7.5	M16	-9040K 773.00	
DN45-CH-PSB	65.0	30.0	23.0	17.0	21.0	30.0	-	M20	-9047K 1277.00	
DN50-CH-PSA	74.0	34.0	28.0	21.0	25.0	36.0	11.5	M24	-9050K 1277.00	

INDEXA Tool Locking Fixtures



Universal

Made from cast aluminium with machined carbon steel fittings, these fixtures are an invaluable asset in your machine shop. Universal in use, suitable for BT, DIN and CAT tool holders. Designed to give maximum protection for your tool holder whilst enabling strong gripping power to be exerted in both horizontal and vertical positions. It is tough but remains light in weight and its compact design makes it ideal for mounting on a work table or tool cart.

Overall dimensions (L x W x H)

Taper size 40: 200 x 155 x 100mm.

Taper size 50: 270 x 210 x 145mm.

Horizontal



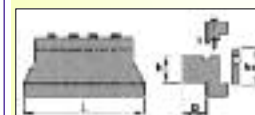
Vertical



Taper Size BT-DIN-CAT	Weight each	Order Code IND-140	Price/1 TB
40	1.9kg	-6640K	8500.00
50	4.2kg	-6650K	9500.00

Tool Blocks

For use on manual and CNC lathes, this universal style tool block will accurately clamp all parting blades of the corresponding width, 26mm or 32mm. The rigid clamping method allows blades to be set securely for varying depths of cut.



Product Number	h1	L	h & b	Order Code IND-152	Price/1 TB
DPTS-2620	26	87	20	-1160K	9764.00
DPTS-2625	26	87	25	-1162K	9764.00
DPTS-3220	32	100	20	-1170K	9764.00
DPTS-3225	32	110	25	-1172K	9764.00
DPTS-3232	32	120	32	-1174K	9764.00