

KENNEDY PROFESSIONAL Portable Tool Chests



Manufactured from heavy gauge steel with all welded construction. Durable and corrosion-resistant two part epoxy powder paint finish. With quick release lid clasps, padlock hasps and textured carry handles. Full width piano hinges provide rigidity and strength, ensuring smooth operation and additional security.

3 Drawer

Three full-length drawers with rigid aluminium edged handles. Fully lockable unit with a handle on the top and a carry handle on each end. The lid automatically locks all of the closed drawers when lowered to prevent opening.

Overall dimensions (W x H x D): 520 x 340 x 215mm.
Drawer sizes: 2@ 460 x 180 x 55mm. 1@ 460 x 180 x 75mm.



| Width (mm) | Depth (mm) | Height (mm) | Weight each | Order Code KEN-594 | Price/1 TB |
|------------|------------|-------------|-------------|---------------------------|----------------|
| 520 | 215 | 340 | 10.4kg | -0120K | 8006.00 |

2 Drawer

Two full-length drawers with rigid aluminium lipped handles. Automatically locks the drawers when the lid is closed, to prevent accidental opening.

Drawer size: 508 x 190 x 76mm.



| Width (mm) | Depth (mm) | Height (mm) | Weight each | Order Code KEN-594 | Price/1 TB |
|------------|------------|-------------|-------------|---------------------------|----------------|
| 534 | 218 | 288 | 10.4kg | -0100K | 6525.00 |

YAMOTO 4-Drawer Service Cart



Industrial all steel construction with a Hi-Vis yellow and grey spray paint finish. Full width piano hinge. Chrome oval handle for comfort. Double extending ball bearing drawers for full drawer depth opening and smooth operation. 4x 4" solid rubber castors with 360° rotation. Two rear castors feature lever locking mechanism to reduce unwanted movement. Large open base bay. Lid stays to hold the lid in a vertical position when in use. Protective drawer liners prevent scratching and reduce tool noise. Double locking system: Drawer lever locking mechanism within top tool bay. Key locking drop down lid for the top tool bay. Supplied flat packed for on-site assembly.




Overall dimensions (W x H x D): 770 x 960 x 520mm.

2 drawers (W x H x D Internal): 300 x 70 x 440mm.

2 drawers (W x H x D Internal): 640 x 70 x 440mm.

Maximum capacities:

- Drawers:** 40kg/drawer.
- Overall:** 280kg.
- Top tool bay:** 675 x 450mm storage.
- 2x 35 x 470mm tool storage.



Internal Tool Rack

| Width (mm) | Depth (mm) | Height (mm) | Weight each | Order Code YMT-594 | Price/1 TB |
|------------|------------|-------------|-------------|---------------------------|-----------------|
| 855 | 500 | 960 | 53.0kg | -2040K | 22447.00 |

| Description | Order Code YMT-567 | Price/1 TB |
|---------------------------------|---------------------------|---------------|
| Replacement 90° Lock Set | -6800K | 456.00 |
| Replacement Drawer Sliders (Pr) | -7100K | 870.00 |

SENATOR QUALITY TOOLING 3 Tray Tool Trolley



Bolted steel construction. 100mm industrial castors. Brakes fitted to two end castors. Hard wearing powder coated finish.



| Overall Length | Overall Width | Overall Depth | Weight each | Order Code SEN-594 | Price/1 TB |
|----------------|---------------|---------------|-------------|---------------------------|----------------|
| 737mm | 383mm | 663mm | 3.70kg | -4030K | 5869.00 |

HAND TOOLS

GROUP 594 ROLLER CABINETS & TOOL CHESTS

KENNEDY PROFESSIONAL

Superior quality steel tool chests and roller cabinets to meet and fulfil the high standards demanded by professional users. Incorporating solid construction with added features and benefits for exceptional value.



HAND TOOLS



Piano hinges for smooth opening and extra security.



Drop down lid front. Lockable for security.



Tote tray supplied with some chests.




Heavy-duty moving handle. 90° stop for easy carrying.



Lid stays ensure the lid stays up when open.



Heavy-duty side handles.



Protective top mats prevent scratching and reduces noise.



Full extension for smooth operation and easy access to tools at the back of the drawer.




Double runners to distribute the load of the high capacity drawer for smoother operation.



125mm Industrial swivel castors, two with foot brakes. With regrease nipple for continuous smoothness.



Protective drawer liners prevent scratching and reduce noise.



With ball bearing runners for smooth operation.

KENNEDY PROFESSIONAL Step-up Units

2 Drawer

Manufactured from heavy gauge steel, electro-coated enamel finish for superior appearance and protection. Steel panels in the drawers for extra rigidity, ball bearing drawer runners. Supplied with drawer liners and top mat.

Drawer sizes (W x D x H):

2@ 590.5 x 410 x 102mm.



| Spares | Order Code |
|------------|---------------|
| Lock | SPR-567-7210K |
| Key Blank | SPR-567-7320K |
| Draw Slide | SPR-567-7040K |
| Top Mat | SPR-567-7560K |
| Draw Liner | SPR-567-6610K |

For Prices see Page 589

| Colour | Width (mm) | Depth (mm) | Height (mm) | Weight each | Order Code KEN-594 | Price/1 TB |
|--------|------------|------------|-------------|-------------|--------------------|------------|
| Red | 688 | 459 | 280 | 44.0kg | -5400K | 12015.00 |
| Green | | | | | -5410K | 12015.00 |

12 Drawer

Top compartment size (W x D x H):

660 x 150 x 90mm.

Drawer sizes (W x D x H):

6@ 125 x 410 x 50mm.
1@ 170 x 410 x 155mm.
2@ 130 x 410 x 75mm.
2@ 590 x 410 x 50mm.
1@ 590 x 410 x 100mm.

Uses 14" drawer slides.
Type B lid stays.



EXTRA DEEP

| Spares | Order Code |
|------------|---------------|
| Lock | SPR-567-7240K |
| Key Blank | SPR-567-7320K |
| Draw Slide | SPR-567-7040K |
| Lid Stays | SPR-567-6950K |
| Draw Liner | SPR-567-6610K |

For Prices see Page 589

| Colour | Width (mm) | Depth (mm) | Height (mm) | Weight each | Order Code KEN-594 | Price/1 TB |
|--------|------------|------------|-------------|-------------|--------------------|------------|
| Red | 690 | 445 | 490 | 48.0kg | -5280K | 21965.00 |
| Green | | | | | -5290K | 21965.00 |

Tool Chests

3 Drawer

Top compartment size:

90 x 660 x 150mm.

Drawer sizes (W x D x H):

1@ 590 x 285 x 50mm.
2@ 590 x 285 x 100mm.



| Spares | Order Code |
|------------|---------------|
| Lock | SPR-567-7240K |
| Key Blank | SPR-567-7320K |
| Draw Slide | SPR-567-7000K |
| Lid Stays | SPR-567-6950K |
| Draw Liner | SPR-567-6610K |

For Prices see Page 589

| Colour | Width (mm) | Depth (mm) | Height (mm) | Weight each | Order Code KEN-594 | Price/1 TB |
|--------|------------|------------|-------------|-------------|--------------------|------------|
| Red | 690 | 315 | 385 | 44.0kg | -5200K | 10094.00 |
| Green | | | | | -5210K | 10094.00 |

Extra Deep Tool Chests

5 Drawer

Over 25% deeper than standard size tool chests for extra storage.

Drawer sizes (W x D x H):

3@ 595 x 405 x 50mm.
2@ 595 x 405 x 100mm.

Uses 14" drawer slides.
Type B lid stays.



EXTRA DEEP

| Spares | Order Code |
|------------|---------------|
| Lock | SPR-567-7240K |
| Key Blank | SPR-567-7320K |
| Draw Slide | SPR-567-7060K |
| Lid Stays | SPR-567-6960K |
| Draw Liner | SPR-567-6610K |

For Prices see Page 589

| Colour | Width (mm) | Depth (mm) | Height (mm) | Weight each | Order Code KEN-594 | Price/1 TB |
|--------|------------|------------|-------------|-------------|--------------------|------------|
| Red | 660 | 405 | 510 | | -5340K | 19596.00 |

6 Drawer

Top compartment size:

660 x 150 x 90mm.

Drawer sizes (W x D x H):

2@ 125 x 285 x 50mm.
1@ 280 x 285 x 50mm.
2@ 590 x 285 x 50mm.
1@ 590 x 285 x 100mm.



| Spares | Order Code |
|------------|---------------|
| Lock | SPR-567-7240K |
| Key Blank | SPR-567-7320K |
| Draw Slide | SPR-567-7060K |
| Lid Stays | SPR-567-6960K |
| Draw Liner | SPR-567-6610K |

For Prices see Page 589

| Colour | Width (mm) | Depth (mm) | Height (mm) | Weight each | Order Code KEN-594 | Price/1 TB |
|--------|------------|------------|-------------|-------------|--------------------|------------|
| Red | 690 | 315 | 385 | 44.0kg | -5240K | 11279.00 |
| Green | | | | | -5250K | 11279.00 |

9 Drawer

Over 25% deeper than standard size tool chests for extra storage.

Drawer sizes (W x D x H):

6@ 295 x 405 x 50mm.
2@ 595 x 405 x 50mm.
1@ 595 x 405 x 100mm.

Uses 14" drawer slides.
Type B lid stays.



EXTRA DEEP

| Spares | Order Code |
|------------|---------------|
| Lock | SPR-567-7240K |
| Key Blank | SPR-567-7320K |
| Draw Slide | SPR-567-7060K |
| Lid Stays | SPR-567-6960K |
| Draw Liner | SPR-567-6610K |

For Prices see Page 589

| Colour | Width (mm) | Depth (mm) | Height (mm) | Weight each | Order Code KEN-594 | Price/1 TB |
|--------|------------|------------|-------------|-------------|--------------------|------------|
| Red | 660 | 405 | 510 | | -5360K | 20780.00 |

HAND TOOLS

GROUP 594 ROLLER CABINETS & TOOL CHESTS

KENNEDY PROFESSIONAL Roller Cabinets



Manufactured from heavy gauge steel with double wall construction side panels and welded joints for added rigidity. Coated in a hard wearing epoxy powder. Fully opening drawers for extra accessibility. Quick release smooth running ball bearing drawer slides with double sliders on base drawer. Supplied with top mat and drawer liners. Fully locking. 125 x 50mm heavy-duty extra strong castors, fitted with two brakes. Overall dimensions: 890 x 690 x 460mm. Castors are rated to 100kg capacity standing load per castor. Drawer loads should be evenly distributed. Roller cabinets are not suitable for frequent relocation when loaded, and when moved should only ever be pushed.

3 Drawer
Internal drawer dimensions bottom compartment (W x D x H):
610 x 430 x 355mm.

Drawers (W x D x H):
3@ 590 x 410 x 100mm.
Uses 16" drawer slides.



| Spares | Order Code |
|------------|---------------|
| Lock | SPR-567-7260K |
| Key Blank | SPR-567-7320K |
| Draw Slide | SPR-567-7040K |
| Castors | SPR-567-6920K |
| Top Mat | SPR-567-7560K |
| Draw Liner | SPR-567-6610K |

For Prices see Page 589

5 Drawer
Drawers (W x D x H):
4@ 590 x 410 x 100mm.
1@ 590 x 410 x 200mm.

Uses 16" drawer slides.




| Spares | Order Code |
|------------|---------------|
| Lock | SPR-567-7210K |
| Key Blank | SPR-567-7320K |
| Draw Slide | SPR-567-7040K |
| Castors | SPR-567-6920K |
| Top Mat | SPR-567-7560K |
| Draw Liner | SPR-567-6610K |

For Prices see Page 589

| Colour | Width (mm) | Depth (mm) | Height (mm) | Weight each | Order Code KEN-594 | Price/1 TB |
|--------|------------|------------|-------------|-------------|--------------------|------------|
| Red | 690 | 460 | 890 | 44.0kg | -5500K | 23860.00 |
| Green | 690 | 460 | 890 | 44.0kg | -5510K | 23860.00 |

| Colour | Width (mm) | Depth (mm) | Height (mm) | Weight each | Order Code KEN-594 | Price/1 TB |
|--------|------------|------------|-------------|-------------|--------------------|------------|
| Red | 690 | 460 | 890 | 44.0kg | -5540K | 30790.00 |
| Green | 690 | 460 | 890 | 44.0kg | -5550K | 30790.00 |

7 Drawer
Drawers (W x D x H):
4@ 590 x 410 x 50mm. 2@ 590 x 410 x 100mm.
1@ 590 x 410 x 200mm.



Uses 16" drawer slides.



| Spares | Order Code |
|------------|---------------|
| Lock | SPR-567-7210K |
| Key Blank | SPR-567-7320K |
| Draw Slide | SPR-567-7040K |
| Castors | SPR-567-6920K |
| Top Mat | SPR-567-7560K |
| Draw Liner | SPR-567-6610K |

For Prices see Page 589

Heavy-duty extra strong castors



| Colour | Width (mm) | Depth (mm) | Height (mm) | Weight each | Order Code KEN-594 | Price/1 TB |
|--------|------------|------------|-------------|-------------|--------------------|------------|
| Red | 690 | 460 | 890 | 53.0kg | -5580K | 30061.00 |
| Green | 690 | 460 | 890 | 53.0kg | -5590K | 30061.00 |

GROUP 594 ROLLER CABINETS & TOOL CHESTS



Extra Deep, Heavy Duty Tool Chest

4 Drawer + Top Compartment

Heavy gauge steel, welded and riveted to form an extremely rigid construction. The two part epoxy powder paint finish gives excellent corrosion-resistance and ensures durability. Central locking system. A full width piano hinge provides rigidity, strength and additional security. The drawers have smooth running ball bearing slides and each has its own safety catch. The four full-length drawers have rigid aluminium edged handles and are sized:

Drawer sizes (W x D x H):

- 2@ 560 x 340 x 40mm.
- 1@ 560 x 340 x 65mm.
- 1@ 560 x 340 x 95mm.



Spares

- Lock SPR-567-7240K
- Key Blank SPR-567-7320K
- Draw Slides SPR-567-7060K
- Lid Stays SPR-567-4820K
- Draw Liner SPR-567-6610K
- Lock Link SPR-567-7410K

For Prices see Page 589

Lock Links to suit Extra Heavy-Duty Chests & Cabinets

| To suit Cabinet/Chest (Order Code) | Order Code | Price/1 TB |
|------------------------------------|------------|------------|
| KEN-594-4820K | -7400K | 309.00 |
| KEN-594-4860K | | |

| Width (mm) | Depth (mm) | Height (mm) | Weight each | Order Code KEN-594 | Price/1 TB |
|------------|------------|-------------|-------------|--------------------|------------|
| 700 | 405 | 450 | 35.5kg | -4820K | 14806.00 |

Extra Deep, Extra Large, Heavy-Duty Tool Chest

9 Drawer + Top Compartment

Heavy gauge steel, welded and riveted to form this extra large chest. Corrosion resistant powder coated finish provides superb durability. Locking mechanism locks all drawers as the lid is closed and each drawer has its own safety catch. Four heavy-duty type carry handles with comfortable grips for easier lifting. The lid has a full width piano hinge giving extra rigidity, strength and additional security. Drawers have smooth running ball bearing drawer slides and rigid aluminium edged handles.

Drawer sizes (W x D x H):

- 2@ 560 x 340 x 40mm.
- 2@ 560 x 340 x 65mm.
- 1@ 560 x 340 x 95mm.
- 2@ 305 x 340 x 40mm.
- 1@ 305 x 340 x 65mm.
- 1@ 305 x 340 x 180mm.



| Width (mm) | Depth (mm) | Height (mm) | Weight each | Order Code KEN-594 | Price/1 TB |
|------------|------------|-------------|-------------|--------------------|------------|
| 1050 | 405 | 530 | 68kg | -4860K | 40273.00 |

Features of our XD & XDXL Range



HD Castors HD Side Handle Checker-plate Top Gas Strut HD Chest Handles Individual Catches Ball Bearing Slides

Extra Deep, Heavy-Duty Roller Cabinet

7 Drawer

Heavy gauge steel, welded and riveted to give an extremely rigid construction. Corrosion resistant powder coated finish. Locking mechanism locks all the closed drawers which have individual safety catches to prevent accidental opening. Four heavy-duty castors, two fixed and two swivel which when combined with the heavy-duty side handle enable the user to move it with ease. All drawers have smooth running ball bearing drawer slides and aluminium edged handles.

Drawer sizes (W x D x H):

- 1@ 560 x 390 x 40mm.
- 4@ 560 x 390 x 65mm.
- 1@ 560 x 390 x 95mm.
- 1@ 560 x 390 x 205mm.



Spares

- Lock SPR-567-7210K
- Key Blank SPR-567-7320K
- Draw Slides SPR-567-7040K
- Castor's SPR-567-6910K
- Draw Liner SPR-567-6610K
- Lock Link SPR-567-7410K

For Prices see Page 589

Lock Links to suit Extra Heavy-Duty Chests & Cabinets

| To suit Cabinet/Chest (Order Code) | Order Code | Price/1 TB |
|------------------------------------|------------|------------|
| KEN-594-4840K | -7410K | 412.00 |

| Width (mm) | Depth (mm) | Height (mm) | Weight each | Order Code KEN-594 | Price/1 TB |
|------------|------------|-------------|-------------|--------------------|------------|
| 690 | 460 | 995 | 71.5kg | -4840K | 31982.00 |

Extra Deep, Extra Large, Heavy-Duty Roller Cabinet

13 Drawer

Heavy gauge steel, welded and riveted to give extremely rigid construction. The two-part epoxy powder paint finish gives excellent corrosion resistance and ensures durability. Central locking system. Heavy-duty castors and side handle designed to cope with the extra large size and weight. Drawers have smooth running ball bearing drawer slides and rigid aluminium edged handles.

Drawer sizes (W x D x H):

- 2@ 560 x 390 x 95mm.
- 4@ 560 x 390 x 65mm.
- 1@ 560 x 390 x 205mm.
- 1@ 305 x 390 x 205mm.
- 1@ 305 x 390 x 95mm.
- 3@ 305 x 390 x 65mm.
- 1@ 305 x 390 x 180mm.



Lock Links to suit Extra Heavy-Duty Chests & Cabinets

| To suit Cabinet/Chest (Order Code) | Order Code | Price/1 TB |
|------------------------------------|------------|------------|
| KEN-594-4880K | -7410K | 412.00 |

| Width (mm) | Depth (mm) | Height (mm) | Weight each | Order Code KEN-594 | Price/1 TB |
|------------|------------|-------------|-------------|--------------------|------------|
| 1065 | 460 | 1052 | 119.5kg | -4880K | 47895.00 |

HAND TOOLS

KENNEDY PROFESSIONAL **Extra Large Tool Chests & Roller Cabinets**

Manufactured from heavy gauge steel with double wall construction side panels and welded joints for added rigidity. Coated in a hard wearing epoxy powder. Fully opening drawers for extra accessibility. Quick release smooth running ball bearing drawer slides. Supplied with top mat and drawer liners. Fully locking. 125 x 50mm heavy duty extra strong castors, fitted with two brakes. Castors are rated to 100kg capacity standing load per castor. Drawer loads should be evenly distributed. Roller cabinets are not suitable for frequent relocation when loaded and should only ever be pushed.

11 Drawer Top Chest

Top compartment (W x D x H): 1020 x 390 x 100mm.

Drawer sizes (W x D x H):

5@ 580 x 415 x 50mm. 1@ 580 x 415 x 100mm.
4@ 270 x 415 x 50mm. 1@ 270 x 415 x 150mm.



| Spares | Order Code |
|------------|---------------|
| Lock | SPR-567-7240K |
| Key Blank | SPR-567-7320K |
| Draw Slide | SPR-567-7040K |
| Lid Stays | SPR-567-6970K |
| Top Mat | SPR-567-6780K |
| Draw Liner | SPR-567-6610K |

For Prices see Page 589

EXTRA LARGE

11 Drawer Roller Cabinet

Drawer sizes (W x D x H):

4@ 270 x 415 x 50mm.
4@ 560 x 415 x 50mm.
2@ 560 x 415 x 100mm.
1@ 560 x 415 x 170mm.

Uses 14" drawer slides.
Type B lid stays.

For Spares see Page 589



| Spares | Order Code |
|------------|---------------|
| Lock | SPR-567-7210K |
| Key Blank | SPR-567-7320K |
| Draw Slide | SPR-567-7040K |
| Castor's | SPR-567-6920K |
| Top Mat | SPR-567-7540K |
| Draw Liner | SPR-567-6610K |

For Prices see Page 589

EXTRA LARGE

| Colour | Width (mm) | Depth (mm) | Height (mm) | Weight each | Order Code KEN-594 | Price/1 TB |
|--------|------------|------------|-------------|-------------|--------------------|------------|
| Red | 1030 | 460 | 530 | 94.0kg | -5780K | 26111.00 |

| Colour | Width (mm) | Depth (mm) | Height (mm) | Weight each | Order Code KEN-594 | Price/1 TB |
|--------|------------|------------|-------------|-------------|--------------------|------------|
| Red | 680 | 480 | 1130 | 83.0kg | -5740K | 42694.00 |

7 Drawer Roller Cabinet

Internal drawer dimensions

Bottom compartment (W x D x H):

400 x 460 x 300mm.
400 x 460 x 415mm

Drawer sizes (W x D x H):

4@ 580 x 415 x 50mm. 2@ 580 x 415 x 100mm. 1@ 580 x 415 x 150mm.

Uses 14" drawer slides.
Type B lid stays.



EXTRA LARGE


| Spares | Order Code |
|------------|---------------|
| Lock | SPR-567-7260K |
| Key Blank | SPR-567-7320K |
| Draw Slide | SPR-567-7040K |
| Castor's | SPR-567-6920K |
| Top Mat | SPR-567-7520K |
| Draw Liner | SPR-567-6610K |

For Prices see Page 589

| Colour | Width (mm) | Depth (mm) | Height (mm) | Weight each | Order Code KEN-594 | Price/1 TB |
|--------|------------|------------|-------------|-------------|--------------------|------------|
| Red | 1060 | 480 | 925 | 81.0kg | -5700K | 40561.00 |

Magnetic Tool Tray

Steel tool/parts tray with durable hardwearing corrosion-resistant powder coated finish. Suitable for keeping small parts, components and tools near to hand when working on vehicles, domestic appliances and other equipment. Three high strength magnets in protective non-scratch rubber coating.



| Length x Width x Depth (mm) | Weight each | Order Code KEN-594 | Price/1 TB |
|-----------------------------|-------------|--------------------|------------|
| 210 x 115 x 115 | 739g | -6500K | 1132.00 |
| 310 x 115 x 115 | 939g | -6520K | 1437.00 |

HAND TOOLS

GROUP 594 ROLLER CABINETS & TOOL CHESTS

YAMOTO

Superior quality steel tool chests and roller cabinets to meet and fulfil the high standards demanded by professional users. Incorporating solid construction with added features and benefits for exceptional value.



HAND TOOLS



Piano hinges for smooth opening and extra security.



Drop down lid front. Lockable for additional security.




Tote tray (Not supplied with all tool chests. Check specification).




Lid stays ensure the lid stays up when open.



Heavy-duty moving handle. 90° stop for easy carrying.



Protective top mats prevent scratching and reduce noise.




Industrial swivel castors, two with foot brakes.



Heavy-duty side handles.



Full extension for smooth operation and easy access to rods at the back of the drawer



Protective drawer liners prevent scratching and reduce noise.



Double ball bearing runners to distribute the load of the high capacity drawer for smoother operation.

YAMOTO *Tool Chest*

6 Drawer Tool Chest

Made from 0.8mm steel panels with 0.6mm drawers. Powder coated yellow/grey with aluminium drawer pulls. The fully locking lid encloses the six drawers which have foam liners and smooth running 250mm ball bearing drawer slides. Supplied with a loose tote tray for carrying tools to work area.

Overall dimensions (W x D x H):

668 x 315 x 389mm.

Top compartment (W x D x H):

660 x 305 x 50mm.

Tote tray (W x D x H):

430 x 170 x 45mm.

Drawer sizes (W x D x H):

@ 590 x 279 x 101.5mm.

2@ 590 x 279 x 49mm.

1@ 281 x 279 x 49mm. 2@ 127 x 279 x 49mm.



| Colour | Width (mm) | Depth (mm) | Height (mm) | Weight each | Order Code YMT-594 | Price/1 TB |
|--------|------------|------------|-------------|-------------|--------------------|------------|
| Yellow | 668 | 315 | 389 | 22.2kg | -5240K | 11588.00 |

Roller Cabinet

7 Drawer Roller Cabinet

Body made from 1mm steel panels with 0.8mm drawers. Powder coated yellow/grey with aluminium drawer pulls. Fully opening drawers. Smooth running 350mm ball bearing drawer slides. Rubber top mat and foam drawer liners. Fully locking. 100 x 25mm heavy duty castors, with two brakes. Strong 450mm wide handle.

Overall dimensions (W x D x H):

689 (760 with handle) x 459 x 780mm (915 with castors).

Drawer sizes (W x D x H):

4@ 590 x 409 x 49mm.

2@ 590 x 409 x 101.5mm.

1@ 590 x 409 x 206.5mm.

Spares

Order Code

- Lock SPR-567-7180K
- Key Blank SPR-567-7340K
- Draw Slides 10" SPR-567-7080K
- Draw Slides 14" SPR-567-7100K
- Castors SPR-567-6930K
- Lid Stays SPR-567-6980K
- Draw Liner SPR-567-6610K

For Prices see Page 589



| Colour | Width (mm) | Depth (mm) | Height (mm) | Weight each | Order Code YMT-594 | Price/1 TB |
|--------|------------|------------|-------------|-------------|--------------------|------------|
| Yellow | 689 | 459 | 780 | 48.9kg | -5580K | 27836.00 |

Roller Cabinets

Double wall side panels and welded joints for added rigidity. Solid one piece I-beam drawer slides with double sliders on base drawer. Supplied with top mat and drawer liners. Fully locking. 100mm rubber castors, two brakes. Overall dimensions: 850 x 690 x 460mm. Drawer loads should be evenly distributed. Roller cabinets are not suitable for frequent relocation when loaded, and should only ever be pushed.

3 Drawer Bottom compartment

(W x D x H):

610 x 430 x 355mm.

Drawer sizes (W x D x H):

3@ 590 x 410 x 100mm.

Uses 16" drawer slides.

5 Drawer Internal drawer dimensions (W x D x H):

4@ 590 x 410 x 100mm.

1@ 590 x 410 x 200mm.

Uses 16" drawer slides.

7 Drawer Internal drawer dimensions (W x D x H):

4@ 590 x 410 x 50mm.

2@ 590 x 410 x 100mm.

1@ 590 x 410 x 200mm.

Uses 16" drawer slides.



- Spares**
- Lock SPR-567-7210K
- Key Blank SPR-567-7320K
- Draw Slide SPR-567-7050K
- Castors SPR-567-6900K
- Top Mat SPR-567-7560K
- Draw Liner SPR-567-6610K

For Prices see Page 589

| Drawers | Width (mm) | Depth (mm) | Height (mm) | Weight each | Order Code YMT-594 | Price/1 TB |
|---------|------------|------------|-------------|-------------|--------------------|------------|
| 3 | 690 | 460 | 850 | 43.0kg | -0500K | 13148.00 |
| 5 | 690 | 460 | 850 | 46.5kg | -0540K | 21618.00 |
| 7 | 690 | 460 | 850 | 52.5kg | -0580K | 23098.00 |

Tool Chests

Supplied with tote tray. Piano hinge and lid stays.

3 Drawer

Drawer sizes (W x D x H):

1@ 590 x 285

x 50mm.

2@ 590 x 285

x 100mm.

Top compartment size (W x D x H):

660 x 150 x 90mm.

Uses 10"

Drawer slides.

Type A lid stays.



Spares

Order Code

- Lock SPR-567-7240K
- Key Blank SPR-567-7320K
- Draw Slide SPR-567-7020K
- Lid Stays SPR-567-6950K
- Draw Liner SPR-567-6610K

For Prices see Page 589

| Colour | Width (mm) | Depth (mm) | Height (mm) | Weight each | Order Code YMT-594 | Price/1 TB |
|--------|------------|------------|-------------|-------------|--------------------|------------|
| Red | 670 | 315 | 385 | 27kg | -0200K | 11330.00 |

6 Drawer

Carry handles. All steel construction. Supplied with drawer liners.

Drawer sizes (W x D x H):

2@ 130 x 285

x 50mm.

1@ 280 x 285

x 50mm.

2@ 590 x 285

x 50mm.

1@ 590 x 285

x 100mm.

Top compartment size (W x D x H):

660 x 150 x 90mm.

Uses 10" drawer slides.

Type A lid stays.



Spares

Order Code

- Lock SPR-567-7240K
- Key Blank SPR-567-7320K
- Draw Slide SPR-567-7020K
- Lid Stays SPR-567-6950K
- Draw Liner SPR-567-6610K

For Prices see Page 589

| Colour | Width (mm) | Depth (mm) | Height (mm) | Weight each | Order Code YMT-594 | Price/1 TB |
|--------|------------|------------|-------------|-------------|--------------------|------------|
| Red | 670 | 315 | 385 | 27kg | -0240K | 13622.00 |

12 Drawer

Double thickness side walls. One piece drawer slides.

Epoxy powder coated finish.

Drawer sizes (W x D x H):

8@ 130 x 410 x 50mm.

1@ 280 x 410 x 100mm.

2@ 590 x 410 x 50mm.

1@ 590 x 410 x 100mm.

Top compartment size (W x D x H):

660 x 150 x 90mm.

Uses 10" drawer slides.

Type A lid stays.



Spares

Order Code

- Lock SPR-567-7240K
- Key Blank SPR-567-7320K
- Draw Slide SPR-567-7020K
- Lid Stays SPR-567-6950K
- Draw Liner SPR-567-6610K

For Prices see Page 589

| Colour | Width (mm) | Depth (mm) | Height (mm) | Weight each | Order Code YMT-594 | Price/1 TB |
|--------|------------|------------|-------------|-------------|--------------------|------------|
| Red | 670 | 445 | 490 | 47kg | -0280K | 23098.00 |

HAND TOOLS

GROUP 594 ROLLER CABINETS & TOOL CHESTS

SENATOR *Tool Chest*
QUALITY TOOLING

6 Drawer

Body made from 0.8mm steel panels with 0.6mm drawers. Powder coated finish in blue/grey with aluminium drawer pulls. The fully locking fold down lid encloses the six drawers which have foam liners and smooth running 250mm ball bearing drawer slides. Supplied with a loose tote tray. Chrome carrying handles.

Overall dimensions (W x D x H): 668 x 315 x 389mm.

Top compartment (W x D x H): 660 x 305 x 50mm.

Tote tray (W x D x H): 430 x 170 x 45mm.

Drawer sizes (W x D x H):

- 1@ 590 x 279 x 101.5mm,
- 2@ 590 x 279 x 49mm,
- 1@ 81 x 279 x 49mm,
- 2@ 127 x 279 x 49mm.



| Colour | Width (mm) | Depth (mm) | Height (mm) | Weight each | Order Code SEN-594 | Price/1 TB |
|--------|------------|------------|-------------|-------------|--------------------|------------|
| Blue | 668 | 315 | 389 | 22.9kg | -5240K | 10820.00 |

Roller Cabinet

7 Drawer

Body made from 1mm steel panels with 0.8mm drawers. Powder coated finish in blue/grey with aluminium drawer pulls. Fully opening drawers for extra accessibility. Quick release smooth running 350mm ball bearing drawer slides. Rubber top mat and foam drawer liners. Fully locking. 100 x 25mm heavy duty castors, fitted with two brakes. Strong 450mm wide handle. Drawer loads should be evenly distributed. Roller cabinets should only be pushed.

Overall dimensions (W x D x H): 689 - 760 with handle x 459 x 780mm - 915 with castors.

Drawer sizes (W x D x H): 4@ 590 x 409 x 49mm, 2@ 590 x 409 x 101.5mm, 1@ 590 x 409 x 206.5mm.



| Spares | Order Code |
|-----------------|---------------|
| Lock | SPR-567-7180K |
| Key Blank | SPR-567-7340K |
| Draw Slides 10" | SPR-567-7080K |
| Draw Slides 14" | SPR-567-7100K |
| Castors | SPR-567-6930K |
| Lid Stays | SPR-567-6980K |
| Draw Liner | SPR-567-6610K |

For Prices see Page 589

| Colour | Width (mm) | Depth (mm) | Height (mm) | Weight each | Order Code SEN-594 | Price/1 TB |
|--------|------------|------------|-------------|-------------|--------------------|------------|
| Blue | 689 | 459 | 780 | 48.9kg | -5580K | 20734.00 |

Tool Chests

For the cost conscious, DIY and light industrial use.

3 Drawer

Piano hinged lid. Carry handle. Cantilever top tray. Fully locking.

Drawer sizes (W x D x H):

3@ 450 x 190 x 55mm.

Uses 10" drawer slides.

Type A lid stays.

| Spares | Order Code |
|------------|---------------|
| Lock | SPR-567-7200K |
| Key Blank | SPR-567-7300K |
| Draw Slide | SPR-567-7020K |
| Draw Liner | SPR-567-6610K |

For Prices see Page 589



| Colour | Width (mm) | Depth (mm) | Height (mm) | Weight each | Order Code SEN-594 | Price/1 TB |
|--------|------------|------------|-------------|-------------|--------------------|------------|
| Red | 520 | 218 | 304 | 9.1kg | -0200K | 3677.00 |

6 Drawer

Piano hinge. Carry handles. Tote tray. Fully locking. Two wall construction side panels. I-Beam draw slides.

Drawer sizes (W x D x H):

2@ 50 x 125 x 280mm.

1@ 50 x 280 x 280mm.

2@ 50 x 590 x 280mm.

1@ 100 x 590 x 280mm.

Uses 10" drawer slides.

Type A lid stays.

| Spares | Order Code |
|------------|--------------|
| Lock | SPR567-7240K |
| Key Blank | SPR567-7320K |
| Draw Slide | SPR567-7020K |
| Lid Stay | SPR567-6950K |
| Draw Liner | SPR567-6610K |

For Prices see Page 589



| Colour | Width (mm) | Depth (mm) | Height (mm) | Weight each | Order Code SEN-594 | Price/1 TB |
|--------|------------|------------|-------------|-------------|--------------------|------------|
| Red | 670 | 320 | 390 | 26kg | -0240K | 11258.00 |

HAND TOOLS

SENATOR *Roller Cabinets*
QUALITY TOOLING

Double thickness side walls with welded joints and a hard wearing epoxy powder coating. I-Beam draw slides with double sliders on base drawer. 100mm rubber castors with brakes fitted to two end castors. Fully locking. Castors are rated to 40kg capacity standing load per castor. Drawer loads should be evenly distributed. Roller cabinets are not suitable for frequent relocation when loaded and moved should only ever be pushed.

| Spares | Order Code |
|------------|---------------|
| Lock | SPR-567-7210K |
| Key Blank | SPR-567-7320K |
| Draw Slide | SPR-567-7050K |
| Castors | SPR-567-6900K |
| Top Mat | SPR-567-7560K |
| Draw Liner | SPR-567-6610K |

For Prices see Page 589



3 Drawer

Overall dimensions (W x D x H): 680 x 435 x 660mm.
Drawer sizes (W x D x H): 3@ 511 x 403 x 75mm.
Bottom compartment (W x D x H): 678 x 425 x 368mm.
Uses 16" drawer slides.



| Colour | Weight each | Order Code | Price/1 TB |
|--------|-------------|--------------------------|-----------------|
| Red | 26kg | SEN-594 -1030K | 11258.00 |

5 Drawer

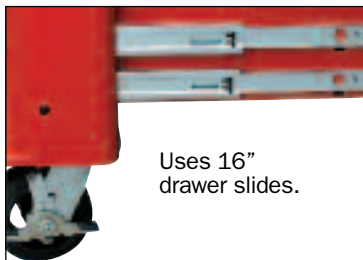
Overall dimensions (W x D x H): 680 x 435 x 660mm.
Drawer sizes (W x D x H): 3@ 511 x 403 x 75mm.
2@ 551 x 403 x 155mm. Uses 16" drawer slides.



| Colour | Weight each | Order Code | Price/1 TB |
|--------|-------------|--------------------------|-----------------|
| Red | 33kg | SEN-594 -1050K | 14219.00 |

7 Drawer

Overall dimensions (W x D x H): 670 x 460 x 885mm.
Drawer sizes (W x D x H): 4@ 590 x 410 x 50mm. 2@ 590 x 410 x 100mm. 1@ 590 x 410 x 200mm. Uses 16" drawer slides.



| Colour | Weight each | Order Code | Price/1 TB |
|--------|-------------|--------------------------|-----------------|
| Red | 51kg | SEN-594 -0580K | 21918.00 |

Heavy-duty extra strong castors



HAND TOOLS

PRODUCTS ARE ONLY AVAILABLE VIA YOUR DISTRIBUTOR